

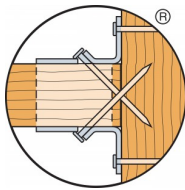
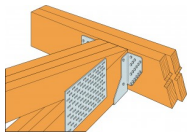
The HGUQ joist hanger is designed to support trusses and girder trusses from timber members. The HGUQ uses SDS screws instead of nails for even faster and easier installation.

[UK-DoP-e06/0270](#), [ETA-06/0270](#)

**FEATURES**

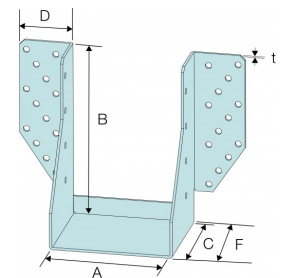
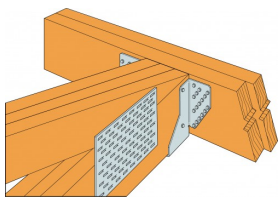
**Material**

Pre-galvanised mild steel.



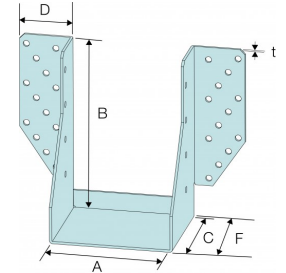
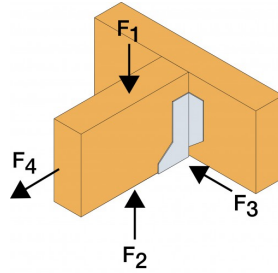
**TECHNICAL DATA**

**Product Dimensions**



References	Joist Size	Product Dimensions [mm]						Header holes	Joist holes
	Width	A	B	C	D	F	t	Ø6.4 [mm]	Ø6.4 [mm]
HGUQ180/105SC	2x47	105	180	100	54.5	102.5	2.5	26	8
HGUQ180/120SCR	3x35	120	180	100	54.5	102.5	2.5	26	8
HGUQ180/155SC	3x47	155	180	100	54.5	102.5	2.5	26	8
HGUQ180/202SCR	4x47	202	180	100	54.5	102.5	2.5	26	8

HGUQ Installed with SDS Screws - Characteristic Capacity



References	Number of Fasteners		Characteristic capacity - Timber TR26/C27 [kN]		Safe Working Loads [kN]		
	Header	Joist	$R_{1,k}$	$R_{2,k}$	$R_{1,SWL,Medium Term}$	$R_{1,SWL,Long term}$	Short Term Uplift
	Qty	Qty	SDS25312	SDS25212	TR26 header SDS25312	TR26 header SDS25312	TR26 Joist SDS25212
HGUQ180/105SCR	26	8	45.5	20.7	24.4	21.3	10.4
HGUQ180/120SCR	26	8	45.5	20.7	24.4	21.3	10.4
HGUQ180/155SCR	26	8	45.5	20.7	24.4	21.3	10.4
HGUQ180/202SCR	26	8	45.5	20.7	24.4	21.3	10.4

1. Safe working loads have been determined in accordance with BS 5268 and are based on TR26/C27 graded timbers.
2. Characteristic values have been determined in accordance with ETAG015, TR016 and EN 14358 for use with Eurocode 5. Values are based on TR26/C27 graded timbers.
3. Uplift values have been determined by calculation in accordance with Eurocode 5. Values are based on TR26/C27 graded timbers.
4. Hanger supplied with SDS25312 (89mm) and SDS25212 (63mm) SDS screws.

## INSTALLATION

### Installation

- Verify the header can take the required fasteners specified below.
- The thickness of the supporting timber must be equal or greater than the screw length.