

The IUB/HIUB hangers support metal web joists and solid timber joists without the need for plywood gussets. They incorporate the unique feature of bottom flanges, which provide enhanced capacity.

[ETA-17/0554](#), [UK-DoP-e17/0554](#)

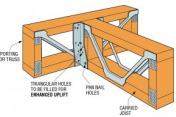
FEATURES

Material

- Pre-galvanised mild steel.

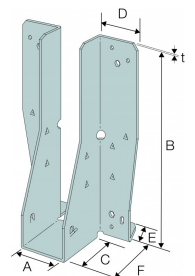
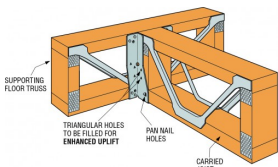
Installation

- Position the hanger onto the face of supporting floor joist, ensuring the bottom flanges are tight up against the underside of the bottom chord.
- Install 3.75 x 30mm nails into the holes within the hanger bottom flanges. Fill all face round and obround holes with 3.75 x 30mm square twist nails.
- Sit the carried joist into the hanger and install 3.75 x 30mm nails through the angled pan nail holes into the joist.
- For enhanced uplift, fill all joist triangular nail holes with 3.75 x 30mm nails.
- For SDS screw installation the IUB may be installed with 4 no. 6.2 x 63mm long SDS screws through the hexagonal holes in the face.



TECHNICAL DATA

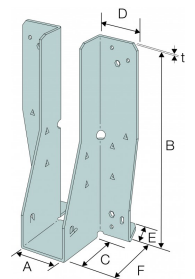
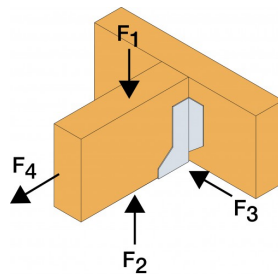
Product dimensions



References	Joist dimensions			Product dimensions [mm]						Header holes		Joist holes
	Width	Height		A	B	C	D	F	t	Ø6.4 [mm]	Ø4 [mm]	Ø4 [mm]
		Min.	Max.									
IUB195/50	47	195	202	50	190	50	50	53	1.2	4	10	2

References	Joist dimensions			Product dimensions [mm]						Header holes		Joist holes
	Width	Height		A	B	C	D	F	t	Ø6.4 [mm]	Ø4 [mm]	Ø4 [mm]
		Min.	Max.									
IUB220/50	47	218	225	50	215	50	50	53	1.2	4	10	2
IUB253/50	47	253	254	50	248	50	50	53	1.2	4	10	2
IUB304/50	47	304	304	50	299	50	50	53	1.2	4	10	2
IUB355/50	47	350	350	50	350	50	50	53	1.2	4	10	2
IUB420/50	47	417	421	50	415	50	50	53	1.2	4	10	2
IUB195/75	72	195	202	75	190	50	50	53	1.2	4	10	2
IUB220/75	72	218	225	75	215	50	50	53	1.2	4	10	2
IUB253/75	72	253	254	75	248	50	50	53	1.2	4	10	2
IUB304/75	72	304	304	75	299	50	50	53	1.2	4	10	2
IUB355/75	72	356	536	75	350	50	50	53	1.2	4	10	2
IUB420/75	72	417	421	75	415	50	50	53	1.2	4	10	2
IUB195/99	96-97	195	195	99	190	50	50	53	1.2	4	10	2
IUB220/99	96-97	220	220	99	215	50	50	53	1.2	4	10	2
IUB253/99	96-97	253	254	99	248	50	50	53	1.2	4	10	2
IUB304/99	96-97	304	304	99	299	50	50	53	1.2	4	10	2
IUB355/99	96-97	356	356	99	350	50	50	53	1.2	4	10	2
IUB375/99	96-97	373	373	99	370	50	50	53	1.2	4	10	2
IUB420/99	96-97	417	521	99	415	50	50	53	1.2	4	10	2
IUB195/125	122	195	202	125	190	50	50	53	1.2	4	10	2
IUB220/125	122	218	225	125	215	50	50	53	1.2	4	10	2
IUB304/125	122	304	304	125	299	50	50	53	1.2	4	10	2
IUB420/125	122	417	421	125	415	50	50	53	1.2	4	10	2
IUB195/146	2x72	195	202	146	190	50	50	53	1.2	4	10	2
IUB220/146	2x72	218	225	146	215	50	50	53	1.2	4	10	2
IUB253/146	2x72	253	254	146	253	50	50	53	1.2	4	10	2
IUB304/146	2x72	304	304	146	299	50	50	53	1.2	4	10	2
IUB355/146	2x72	356	356	146	350	50	50	53	1.2	4	10	2
IUB375/146	2x72	373	373	146	370	50	50	53	1.2	4	10	2
IUB420/146	2x72	417	421	146	415	50	50	53	1.2	4	10	2
IUB195/150	147 or 2x72	195	202	150	190	50	50	53	1.2	4	10	2
IUB220/150	147 or 2x72	218	225	150	220	50	50	53	1.2	4	10	2
IUB304/150	147 or 2x72	304	304	150	299	50	50	53	1.2	4	10	2
IUB420/150	147 or 2x72	417	421	150	415	50	50	53	1.2	4	10	2

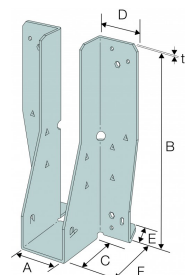
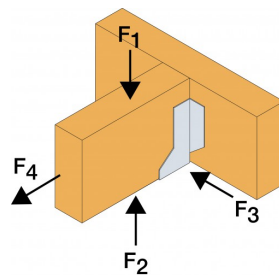
Product Capacities - Timber to timber - Standard Installation



References	Fasteners		Characteristic capacity - Metal Web [kN]		Safe Working Load [kN]	
	Header	Joist	R _{1,k}	R _{2,k}	R _{1,SWL,Long term}	R _{2,SWL,Short term}
	Qty	Qty	3.75x30	3.75x30	Metal Web header N3.75x30	Metal Web Joist N3.75x30
IUB195/50	10	2	8.1	2	3.5	1
IUB220/50	10	2	8.1	2	3.5	1
IUB253/50	10	2	8.1	2	3.5	1
IUB304/50	10	2	8.1	2	3.5	1
IUB355/50	10	2	8.1	2	3.5	1
IUB420/50	10	2	8.1	2	3.5	1
IUB195/75	10	2	8.1	2	3.5	1
IUB220/75	10	2	8.1	2	3.5	1
IUB253/75	10	2	8.1	2	3.5	1
IUB304/75	10	2	8.1	2	3.5	1
IUB355/75	10	2	8.1	2	3.5	1
IUB420/75	10	2	8.1	2	3.5	1
IUB195/99	10	2	8.1	2	3.5	1
IUB220/99	10	2	8.1	2	3.5	1
IUB253/99	10	2	8.1	2	3.5	1
IUB304/99	10	2	8.1	2	3.5	1
IUB355/99	10	2	8.1	2	3.5	1
IUB375/99	10	2	8.1	2	3.5	1
IUB420/99	10	2	8.1	2	3.5	1
IUB195/125	10	2	8.1	2	3.5	1
IUB220/125	10	2	8.1	2	3.5	1
IUB304/125	10	2	8.1	2	3.5	1
IUB420/125	10	2	8.1	2	3.5	1
IUB195/146	10	2	8.1	2	3.5	1
IUB220/146	10	2	8.1	2	3.5	1
IUB253/146	10	2	8.1	2	3.5	1
IUB304/146	10	2	8.1	2	3.5	1
IUB355/146	10	2	8.1	2	3.5	1
IUB375/146	10	2	8.1	2	3.5	1
IUB420/146	10	2	8.1	2	3.5	1
IUB195/150	10	2	8.1	2	3.5	1
IUB220/150	10	2	8.1	2	3.5	1
IUB304/150	10	2	8.1	2	3.5	1
IUB420/150	10	2	8.1	2	3.5	1

3.75x30 refers to 3.75x30 Square Twist Nails

Product Capacities - Timber to timber - Enhanced Installation



References	Fasteners		Characteristic capacity - Metal Web [kN]		Safe Working Load [kN]	
	Header	Joist	R _{1,k}	R _{2,k}	R _{1,SWL,Long term}	R _{2,SWL,Short term}
	Qty	Qty			Metal Web header	Metal Web Joist
			SDS25212	N3.75x30		
IUB195/50	4	2	13.6	2	5.8	1
IUB220/50	4	2	13.6	2	7.4	1
IUB253/50	4	2	13.6	2	7.4	1
IUB304/50	4	2	13.6	2	7.4	1
IUB355/50	4	2	13.6	2	7.4	1
IUB420/50	4	2	13.6	2	7.4	1
IUB195/75	4	2	13.6	2	5.8	1
IUB220/75	4	2	13.6	2	7.4	1
IUB253/75	4	2	13.6	2	7.4	1
IUB304/75	4	2	13.6	2	7.4	1
IUB355/75	4	2	13.6	2	7.4	1
IUB420/75	4	2	13.6	2	7.4	1
IUB195/99	4	2	13.6	2	5.8	1
IUB220/99	4	2	13.6	2	7.4	1
IUB253/99	4	2	13.6	2	7.4	1
IUB304/99	4	2	13.6	2	7.4	1
IUB355/99	4	2	13.6	2	7.4	1
IUB375/99	4	2	13.6	2	7.4	1
IUB420/99	4	2	13.6	2	7.4	1
IUB195/125	4	2	13.6	2	5.8	1
IUB220/125	4	2	13.6	2	7.4	1
IUB304/125	4	2	13.6	2	7.4	1
IUB420/125	4	2	13.6	2	7.4	1
IUB195/146	4	2	13.6	2	5.8	1
IUB220/146	4	2	13.6	2	7.4	1
IUB253/146	4	2	13.6	2	7.4	1
IUB304/146	4	2	13.6	2	7.4	1
IUB355/146	4	2	13.6	2	7.4	1
IUB375/146	4	2	13.6	2	7.4	1
IUB420/146	4	2	13.6	2	7.4	1
IUB195/150	4	2	13.6	2	5.8	1
IUB220/150	4	2	13.6	2	7.4	1
IUB304/150	4	2	13.6	2	7.4	1
IUB420/150	4	2	13.6	2	7.4	1

3.75x30 refers to N3.75x30 Square Twist Nails
 6.2x63 refers to SDS25212 SDS Screws
 Minimum header thickness of 72mm required for Enhanced Installations

